Wafer Style Monoball

One-Piece Design Flanged Ball Valve for Instrument Isolation

Lightweight and Space Saving Valves

Parker's wafer style valve Monoball is a lightweight ball valve in a flange design that either isolates an instrument or sits between two process flanges to isolate a process line.

Monoflange-style construction makes this valve lighter and more compact than conventional flange-to-flange mounted ball valves. This makes it ideal for space and weight sensitive applications such as offshore platforms, as well as the many common isolation requirements found in oil, gas and chemical processing installations.

Contact Information:

Parker Hannifin Manufacturing Ltd.
Instrumentation Products Division, Europe
Pottington Business Park
Barnstaple EX31 1NP
United Kingdom
phone +44 (0) 1271 31 31 31

www.parker.com/ipd

Product Features:

- Lightweight and compact design
- Reduced installation costs - can be fitted faster than traditional valves
- Easy maintenance
- Fewer components
- Safe and reliable; 4:1 Factor of Safety
- Single piece valve body eliminates potential leak paths
- Optional Fire Safe by design only to meet BS6755 Part 2/ API 607

Authorized Distributor
MONILEK OILFIELD

MONILEK OILFIELD

E: sales@monilek.com
W: www.monilekgroup.com

ENGINEERING YOUR SUCCESS.

Reduced Potential Leak Paths

The wafer style Monoball offers many advantages over a traditional flange x flange single isolate ball valve. Due to its smaller footprint it uses less material and therefore saves both space and weight. This is very important especially offshore where weight saving is crucial.

The Monoball can also be a huge advantage when isolating before an Instrument valve such as a Monoflange. Traditionally a large process valve is the preferred choice of some process piping engineers. These large heavy valves require additional support and raise both the costs of installation and purchase. The Monoball can achieve the same purpose but will not need supports or any additional fabrication costs.

The Monoball is available with captive studding. These studs are screwed through the valve and then held in position by a grub screw. The advantage of this unique design is that if an instrument valve needs replacing due to damage or “plugging”, the Monoball will isolate the process safely from the operator. The captive studs allow the instrument valve to be removed from one side while the process flange side retains its leak tight integrity.

This means that when the instrument valve is replaced the process line does not have to be shut down. Lost production and huge costs can be incurred if a process line has to be shut down.

A further advantage of the studded Monoball is that the valve is a piping class primary isolate. This allows the Monoflange to be block and bleed giving the operator the required double block and bleed. Parker offer Monoflanges in a block and bleed pattern allowing the client to have block block bleed which is a preference of some end users. The block block bleed pattern offers two isolating valves prior to the bleed. During in-situ calibration or removal of the instrument for workshop calibration the operator has two block valves preventing leakage to atmosphere. This gives additional safety over the block bleed block alternative.



Raised face design



Ring type joint design

Specifications

Material	316 Stainless Steel as standard (A182 F316/F316L)
Max Cold Working Pressure	6,000 psi (414 bar)
Temperature Rating - PTFE Seats	-54˚C to 204˚C (-65˚F to +400˚F)
Temperature Rating - PEEK Seats	-54˚C to 232˚C (-65F to 450˚F)
Flange Class	ANSI B16.5 150 to 2500
Certifications	Fire Safe BS6755 Part 2/API 607 NACE MRO 175/ISO 15156
Pressure boundary designs	ASME VIII. Div 1, verified by testing
Heat Code Traceablility	EN10204.3.1



How to order

MB Y 150 B 16 F 06 8 L F

1. Item	
Monoball	MB

2. Bore Size	
10mm	Y
15mm*	X
20mm	W
25mm	V
*See note 4	

3. Installation	
Standard Flange Holes	*
Captive Studs	C

4. Configuration	
Block (Flange x Screw)	150
Block (Flange x Flange)	250

5. Material	
316 Stainless Steel	B
Duplex	E
Super Duplex	F
Monel® 400	D
6Mo	K
Hasteloy® C-276	G
Inconel® 625	M
Inconel® 825	L

Flange Details (B16.5)				8. ANSI Flange Class (B16.5)	
6. Size		7. Face			
1/2"	8	Raised Face	F	150	01
3/4"	12	Ring Type Joint	T	300	03
1"	16			600	06
1 1/2"	24			900	09
2"	32			1500	15
				2500	25
See note 1					

9. Connection Size	
1/4"	4
3/8"	6
1/2"	8
See note 2	

10. Connection Style	
NPT Female	*
BSPT Female	K
BSPP Female (Top Seal)	R
See note 2	

11. Packing / Ball Valve Seats Construction	
PTFE	*
PEEK	PB
Graphite	3
See notes 3 - 7	

12. Handle Options	
Lockable Handle	L

13. Condition	
Fire Safe	F
NACE	N

14. Stud Options (250 Flow Only)	
High Tensile C.Stl Studs Pinned	*
Stainless Steel Studs Pinned	SSB
See notes 8 - 11	

15. Stud Length Options (250 Flow Only)	
Standard lengths	*
State length in mm	XXX
See note 12	

Hastelloy® is a registered trademark of Haynes International, Inc Monel® is a registered trademarks of Inco Alloys International Inconel® is a registered trademarks of Inco Alloys International

Part No. Example: MBY150B16F068LF

Notes

* Fitted as standard. No part number designator required

1. DN PN (BS EN 1092-1) flanges. Consult factory for availability.
2. Connection size and style options are only available on Flange x Screw configuration. 1/2" NPT Female as standard on Flange x Screw configuration.
3. Consult Hi-Pro Ball Valve catalogue (4190/HBV) for pressure/temperature curves for stainless steel/seat performance.
4. 15mm bore offered as standard with PEEK seat (PB designator).
5. Phflex seats fitted on 25mm bore class 2500 valves (6000 psi) as standard.
6. PTFE packing fitted as standard.
7. Graphite packing fitted as standard for Firesafe option (API 607 / BS6755 Pt2).
8. Captive studs are full threaded studs/pinned as standard.
9. High tensile carbon steel studs (ASTM A193M-B7M) bright zinc plate - fitted as standard.
10. Stainless steel studs (A193M-B8M).
11. Heavy hex nuts & washers supplied with studs as standard on MB*C250 part numbers.
12. Advise length in millimetres i.e. 200 for 200mm from raised face/ring type to end of exposed full thread stud length. For Flange x Screw configuration advise length for both sides.

© 2025 Parker Hannifin Corporation

Parker Hannifin Manufacturing Ltd.
Instrumentation Products Division Europe
Pottington Business Park
Barnstaple EX31 1NP
United Kingdom
phone +44 (0) 1271 31 31 31
www.parker.com/ipd

Authorized Distributor
MONILEK OILFIELD
E: sales@monilek.com
W: www.monilekgroup.com